

**KAESER
COMPRESSORS**

Built for a lifetime.™

Energy

SAVINGS

In Compressed Air Systems



Evaluating Compressor Efficiency

Cost-Justifying More Efficient Compressors

Waste Heat Recovery

Find and Reduce Leaks

6 Steps to Energy Savings

Achieve Significant
Savings Through
Improved Energy
Management

Provided as a service by Kaeser Compressors, Inc.

Built for a lifetime.™



Air Demand Analysis (ADA)

We've helped thousands of customers save millions of dollars through compressed air best practices. We've refined and improved conventional air audit techniques to develop Kaeser's Air Demand Analysis (ADA) program. No other approach to compressed air system analysis offers Kaeser ADA's unique combination of affordability, convenience, and comprehensiveness.

Suitable for analysis of large or small systems. Kaeser's ADA is an exceptional tool. With the data we gather, our compressed air specialists can identify areas for improvement in both energy savings and air delivery.

Our field service experts have the knowledge, the experience and the tools to study true life-cycle costs – to evaluate your air system, and make solid recommendations that will reduce energy costs up to 50% and often increase productivity.

Maintenance costs can also be lowered. In fact, our customers typically find that a properly operating system reduces their preventive and trouble-shooting activities by as much as 30%.

Evaluate your compressed air costs and potential savings

Compressed air is your most expensive utility

This is a fact that has been documented time and time again. It takes 7 to 8 hp of electricity to produce 1 hp in an airtool. Yet this high energy cost quite often is overlooked. Here are some questions you should ask yourself:

Do you know your compressed air costs?

Do you know how much compressed air is really required for your plant?

Do you select compressed air equipment with energy costs in mind?

Do you monitor the use of compressed air like your other utilities?

This brochure gives you the information you need to answer these questions, save energy and improve your compressed air system operation.

as two times greater than—the initial cost of the air compressor. Over a 10-year operating period, a 100 hp compressed air system that you bought for \$40,000 will accumulate up to \$800,000 in electrical power costs. Following a few simple steps can significantly reduce energy costs as much as 35%.

70% of Your Long-Term Compressor Cost is Electricity

Analyze the total cost of a compressed air system and you'll realize that power cost is significant. In just one year it could exceed the cost of the compressor itself. Over a period of ten years, this could consume 70% of your overall costs.

That's why it is important to investigate energy efficiency when considering a new compressor.

Why evaluate energy costs?

Depending on plant location and local power costs, the annual cost of electrical power can be equal to—or as much

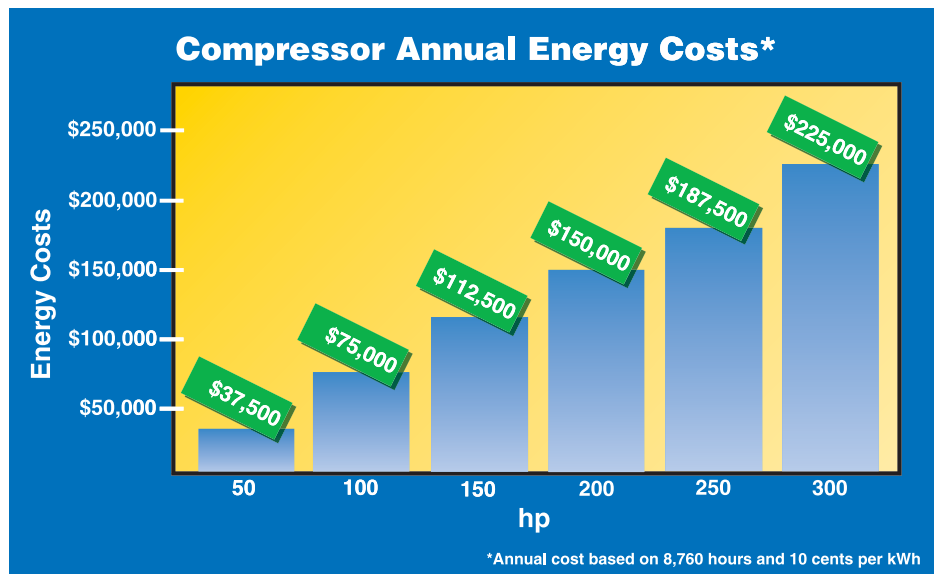


Chart 1

Identifying the electrical cost of compressed air

To judge the magnitude of the opportunities that exist to save electrical power costs in your compressed air system, it is important to identify the electrical cost of compressed air. Chart 1 shows the relationship between compressor hp and energy cost. In addition, consider the following:

Direct cost of pressure

Every 10 psig increase of pressure in a plant system requires about 5% more power to produce.

For example: A 500 cfm compressor, delivering air at 110 psig, requires about 100 hp. However, at 100 psig, only 95 hp is required. Potential power cost savings (at 10 cents per kWh; 8760 hours) is \$7025 per year.

Indirect cost of pressure

System pressure affects air consumption on the use or demand side. The air system will automatically use more air at higher pressures. If there is no resulting increase in productivity, air is wasted. Increased air consumption caused by higher than needed pressure is called artificial demand.

An unregulated system using 500 cfm at 110 psig system pressure will consume only 380 cfm at 80 psig. The potential power cost savings (500 cfm - 380 cfm = 120 cfm = 24 hp, at 10 cents/kWh; 8760 hrs.) is \$16,864/year.

Also remember that the leakage rate is significantly reduced at lower pressures.

The cost of wasted air volume

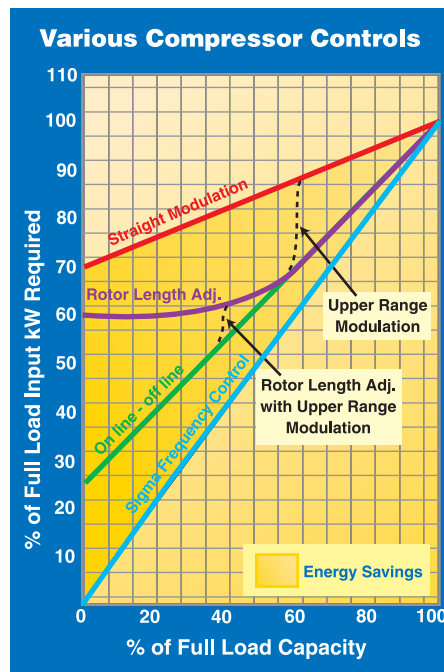
Each cfm of air volume wasted can be translated into extra compressor hp and is an identifiable cost. As show by Chart 1, if this waste is recovered, the

result will be about \$750/hp per year in lower energy costs.

Select the most efficient control

The magnitude of the above is solely dependent on the ability of the compressor control to translate reduced air flow into lower electrical power consumption.

Chart 2 shows the relationship between the full-load power required for a compressor at various air demands and common control types. It becomes apparent that the on line—off line control (dual control) is superior to other controls in translating savings in air consumption into real power savings. Looking at our example of reducing air consumption from 500 cfm to 380 cfm, the compressor operating on dual control requires 82% of full-load power. That is 12% less energy than when operated on modulation control. If the air consumption drops to 50%, the energy savings is increased even further, to 24%.



*Assumes adequate storage.

Chart 2



Reliable Controls

Developed by Kaeser in conjunction with Siemens AG, this patented compressor control features an industrial based PC with an Intel® microprocessor inside. Five different compressor control configurations are available to precisely match compressor performance to air demand and increase energy savings.



With Sigma Control, compressor systems can be monitored and adjusted from any location worldwide. Sigma Control also features extensive capabilities for maintenance trending and air demand tracking.

*8760 hours is based on operating 24 hours/day, 7 days/week, 52 weeks/year.

Built for a lifetime.™



Sigma Profile Airend

Airend performance is critical to the compressor's overall efficiency and thus the compressor's energy consumption and operating costs. The Sigma Profile airend, developed by Kaeser Compressors, can save up to 20% in energy consumption. The Sigma Profile is standard on Kaeser rotary screw compressors. Units are available from 5 to 3000 cfm with discharge pressures up to 217 psig. Rotary screw compressors produce virtually pulsation-free air.

Justify a more energy-efficient compressed air system

Look beyond the purchase price

As noted earlier, the electrical power costs of a compressed air system impact the bottom line far more than initial price and maintenance. How can we evaluate the true impact each element of the compressed air system has on the electrical power costs?

The air compressor package

The air compressor package has a very significant impact on overall operating power costs. There are other pieces of equipment in a compressed air system that support the air compressor. These also impact on power costs, both directly and indirectly, but the core of it all is the air compressor package. Energy wasted at the air compressor site can never be recovered.



What are the components of an air energy-efficient compressor?

Compressor element (airend) - performance can vary up to 20% depending on what airend size and style is used.

Drive motor efficiency - at the 100 hp size, there is a maximum efficiency difference of no more than 2% between EPEAct and premium efficiencies.

Referring to the previous example, a 100 hp compressor would save \$1500 annually.

Compressor controls - are an important part of the air compressor package, matching compressor supply to demand. As outlined previously, the right control type is essential for efficient operation. Savings of 45% are possible (refer to Chart 2). Any reduction of air usage in a system accomplished by good demand-side management (adequate storage and flow controls) can be translated into real power cost savings.

Important Formulas

$$\text{Power cost} = \frac{(\text{hp}) (0.7457) (\text{power rate}) (\text{hours})}{\text{motor efficiency}}$$

$$\text{Horsepower (3 ph)} = \frac{(\text{volts}) (\text{amps}) (1.732) (\text{motor eff.}) (\text{power factor})}{746}$$

$$\text{Horsepower (1 ph)} = \frac{(\text{volts}) (\text{amps}) (\text{motor eff.}) (\text{power factor})}{746}$$



State-of-the-art control systems generate large savings.

System master controls

A microprocessor-integrated controller allows the system to maintain a stable system pressure and ensures that only needed compressor units are operating at their most efficient level.

User-friendly, PLC-based controllers can mix and match compressor supply to demand, including automatically shutting off units not needed, and bring on backup units as required.

Advanced controllers not only sequence and select units as required, but also ensure that no more than one unit in a multiple-unit installation will be operating at inefficient part load. All other units will be operating efficiently at full load.

Electrical power savings result from operating fewer compressors at a lower pressure than with conventionally controlled compressors.

Reduce pressure drop in system components

When buying or replacing equipment, make sure it maintains low pressure drop over its entire service life. Also, ensure that filters and dryer are sized and maintained properly. The total pressure drop across all compressed air system components, including piping, should not exceed 15 psi.



Remote Monitoring

Sigma Air Manager combines the benefits of modern industrial PC technology with Internet technology to provide unparalleled compressor control, monitoring and reports. Optional software provides enhanced reporting and enables end users to control air system operation from any location worldwide.



Efficiency Rules of Thumb

- Air compressors normally deliver 4 to 5 cfm per horsepower at 100 psig discharge pressure.
- Total pressure drop across all compressed air system components, including piping, should not exceed 15 psi.
- Compensating for pressure drop consumes about 1% more power for every 2 psi adjustment at the compressor.
- Power cost for each 1 horsepower operating constantly for one year at 10 cents per kwh is about \$750.
- Leak costs add up quickly. Just one 1/16" leak at 100 psig consumes 6.5 cfm (approx. 1.5 hp).
- Size air storage tanks and pipes based on your demand profile. Many systems lack adequate storage. Larger tanks are often an inexpensive way to improve system performance.
- A 50 hp compressor rejects heat at approximately 126,000 Btu per hour. Approximately 119,600 Btu/hr of this is recoverable.

Built for a lifetime.™



Top exhaust compressors facilitate energy-saving heat recovery without adding to system footprint.

Heat Recovery

Implementing heat recovery

The heat generated by air compressors can be used effectively within a plant for space heating and/or process water heating. Considerable energy savings result in short payback periods.

Process heating: Heated water is available from units equipped with water-cooled oil coolers and aftercoolers.

Generally, these units can effectively discharge the water at temperatures between 130°F and 160°F.

Space heating: The heated cooling air from the compressor package is ducted to an area that requires heating. If ductwork is used, be careful not to exceed

the manufacturer's maximum back-pressure allowance. When space heating is used in the winter, arrangements should be made in the ductwork to return some of the heated air to the compressor room in order to maintain a 60°F room temperature. This ensures that the air discharged is at comfortable levels.

Heat recovery is particularly effective when the primary air compressor package is an oil-cooled rotary screw type.

Estimating the real energy savings in dollars must include identifying the actual cost of the current energy source (natural gas, electric, propane, etc.). (See chart below.)

Energy Savings Through Heat Recovery

Btu savings/yr. = 0.95* x compressor hp x 2545 Btu/hp x hrs operation/yr.

\$ savings/yr. = $\frac{\text{Btu savings/yr.}}{\text{Btu/unit of alternate fuel}}$ x \$ fuel cost/unit of alternate fuel

* air cooled

Btu/unit of alternate fuels:

Electricity	=	3413 Btu/kWh	Gasoline	=	125,000 Btu/gal
Natural gas	=	1000 Btu/cu ft	Kerosene	=	135,000 Btu/gal
#2 oil	=	138,500 Btu/gal	Propane	=	91,500 Btu/gal

Flow Controllers

Most compressed air systems operate at artificially high pressures to compensate for flow fluctuations, leaks and downstream pressure drops caused by lack of "real" storage and improperly designed piping systems. Even if additional compressor capacity is available, the time delay caused by bringing the necessary compressor(s) on-line would cause unacceptable pressure drop.

Operating at these artificially high pressures requires up to 25% more compressor capacity than actually needed. This 25% in wasted operating cost can be eliminated by reducing leaks and

artificial demand.

A flow controller separates the supply side (compressors, dryers, and filters) from the demand side (distribution system). It creates "real" storage within the receiver tank(s) by accumulating compressed air without delivering it downstream. The air pressure only increases upstream of the flow controller in the air receiver, while the flow controller delivers the needed flow downstream at a constant, lower system pressure. This reduces the actual flow demand by substantially reducing leakage and artificial demand.



Intermediate flow controls reduce leak losses and artificial demand while maintaining optimum pressure and flow.

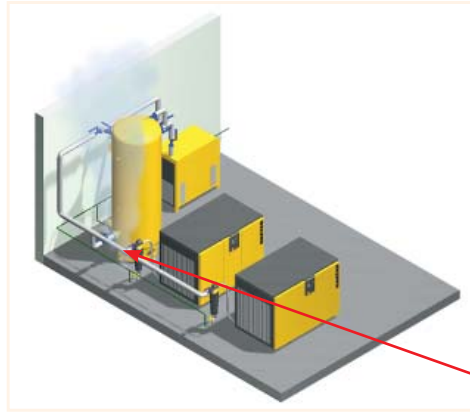
Find and reduce costly leaks

Leaks are expensive. Statistics show that the average system wastes between 25 and 35% to leaks. A 3/8" leak at 100 psig, for example, may cost \$31,200 per year (see chart below). The higher the system pressure, the more air lost through leaks.

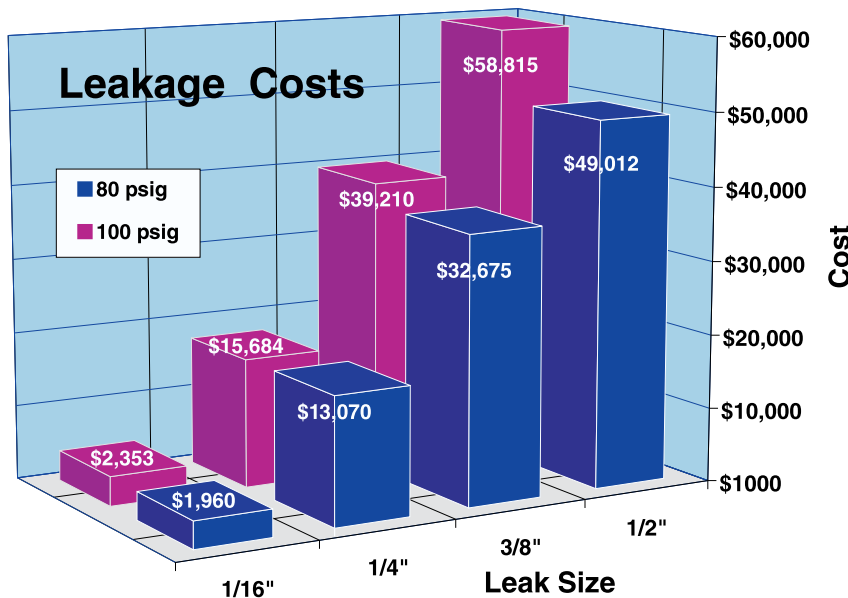
Routine leak monitoring and repair is essential to control costs. Equip maintenance personnel with proper leak detection equipment, and train them in how to use it. Establish a routine for regular leak inspections. Involve both maintenance and production personnel.

As a start, measure the leak rate during non-operating hours. Pump the system up to operating pressure, turn off the compressor and measure how long it takes for the pressure to drop from oper-

ating pressure to another chosen level. From this you can calculate the leak rate.



Ultrasonic leak detector



Actual cost based on 8760 hours and 10 cents/kWh

Leakage decreases significantly at lower pressures. A 20 psi drop in pressure decreases leakage by over 20%.

Comprehensive leak detection device

A comprehensive leak detection device is used for compressed air and vacuum systems, valve seats, drain traps, tanks, and pipe lines. This device can also be used for mechanical checks on bearings and gear boxes.



Mission Statement

We strive to earn our customers' trust by supplying high quality Kaeser air compressors, related compressed air equipment and premium blower systems. Our products are designed for long-term reliability, easy maintenance, and energy efficiency. Prompt and dependable customer service, quality assurance, ongoing training, and engineering support contribute to the value our customers have come to expect from Kaeser. Our employees are committed to implementing and maintaining the highest standards of quality to merit customer satisfaction. We aim for excellence in everything we do.

Our engineers continue to refine manufacturing techniques and take full advantage of the newest machining innovations. Extensive commitment to research and development keeps our products on the leading edge of technology to benefit our customers.

KAESER COMPRESSORS

Built for a lifetime.™

Corporate Headquarters:
Kaeser Compressors, Inc.
P.O. Box 946
Fredericksburg, VA 22404
(800) 777-7873
Fax: (540) 898-5520
www.kaeser.com

Certified Management Systems



© 2010 Kaeser Compressors, Inc.
All rights reserved. 05/10
USGUIDE4

Take 6 steps to energy savings

STEP	HOW TO DO IT	POTENTIAL SAVINGS	
		Percent (%)	\$/Year*
Step 1: <input type="checkbox"/> Evaluate your compressed air costs	<ul style="list-style-type: none"> ✓ Add up all compressor capacity (in cfm) ✓ Determine average air demand (in cfm)** ✓ Use Chart 2 to determine % of full load power (dual or modulation control). Chart 1 gives you energy costs/year (correct for kWh cost if other than 10 cents/kWh). 	N/A	N/A
Step 2: <input type="checkbox"/> Identify wasted air volume	<ul style="list-style-type: none"> ✓ Check leakage rate during off periods ✓ Determine what pressure is really needed at point of use ✓ Calculate wasted air through "over" pressurization. (Artificial demand, increased leakage)* See page 2 and 3 	10 - 35	\$7500 - \$26,250
Step 3: <input type="checkbox"/> Calculate specific performance <input type="checkbox"/> Select most efficient compressor control	<ul style="list-style-type: none"> ✓ Conduct power cost analysis to compare specific performance, using CAGI data sheets when available** ✓ Properly sized compressors running in dual control mode frequently offer best efficiency 	20 0 - 45	\$15,000 \$0 - \$33,750
Step 4: <input type="checkbox"/> Reduce pressure drop in your compressed air system	<ul style="list-style-type: none"> ✓ Measure pressure drop at maximum flow across all system components (piping, dryers, and filters) ✓ Equip filters with differential pressure gauges and routinely replace filter elements ✓ Periodically calculate pressure losses due to pipe friction and upgrade piping as needed 	0 - 10	\$0 - \$7500
Step 5: <input type="checkbox"/> Stabilize and/or reduce system pressure	<ul style="list-style-type: none"> ✓ Install a Flow Controller in conjunction with appropriate storage volume.** ✓ Install master controllers in multiple compressor installations 	10 - 25	\$7500 - \$18,750
Step 6: <input type="checkbox"/> Evaluate potential for heat recovery	<ul style="list-style-type: none"> ✓ Identify applications which require heating (i.e. space heating and water or other liquids) ✓ Analyze existing costs for these applications (see page 6) ✓ Implement compressor duct system or liquid/oil heat exchanger(s) 	0 - 90	\$67,500

*Potential savings are based on 100 hp compressor installation operating 8760 hrs/year @ 10 cents/kWh.

**We recommend that you contact your compressed air specialist for additional support.

NOTE: Potential savings are not necessarily cumulative.